


Snowblower Safety Training



**Or The
“I Don’t Want To Shovel Any
More Blues”**



Important!



- **Read the instruction manual and its safety precautions before attempting to start the blower.**
- **It's surprising how often the operator's manual isn't the top priority it should be!**



Types Of Snowblowers



There are two basic types of snow blower single-stage and two-stage.

- **A single-stage blower whirls the auger at a very high speed to cut and throw the snow.**
- **The two-stage blower uses an additional auger for throwing snow out of the path.**

- **Though two-stage blowers are usually more enclosed, the augers on both types can injure fingers.**
- **Exposed gears, drive chains, and belts can also cause injuries**


Common Sense



- To avoid back injury, get help if you must lift the blower to and from its storage place.
- Before or during snowblower operation do not consume any alcoholic beverages or drugs that may interfere with the safe operation.

Before Operating The Snowblower:

- **Ensure that you wear the appropriate Personnel Protective Equipment (PPE) (e.g., gloves; protective goggles; sturdy non-skid boots; etc).**



- **Inspect the area in which you are going to clear snow.**
- **Remove debris and other obstacles the snowblower might strike or throw, as they may cause injury or damage to the snowblower.**



- **If you hit an obstacle while operating the snowblower, stop the engine immediately, and check for damage.**
- **Damaged equipment may increase the possibility of injury during operation. Inspect the snowblower before operating it.**
- **Repair any damage and correct any malfunction before operation, following the operator's manual instructions**

Operating The Snowblower


- **Know how to stop the snowblower quickly and understand the operations of all controls. (See your operator's manual)**
- **Keep people away from the area of operation to avoid injury from flying debris and contact with the snowblower.**

- **Never permit anyone to operate the snowblower without proper instruction.**
- **If people suddenly appear in front of the snowblower while it is in operation, immediately release the auger and drive clutch levers to stop the snowblower and avoid possible injury from rotating auger blades.**

- **Never use the snowblower to clear snow from a gravel road or driveway, as rocks may be picked up and ejected.**
- **Ejected gravel and rocks may cause injury to bystanders.**

- **Adjust the discharge chute to avoid hitting the operator, bystanders, windows, and other objects with ejected snow.**
- **Stay clear of the snow discharge chute while the engine is running.**

- **Do not use the snowblower when visibility is poor.**
- **Under conditions of poor visibility, there is a greater risk of striking an obstacle or causing injury.**



- **The snowblower may overturn on steep slopes if left unattended, causing injury to the operator or bystanders.**
- **To avoid overturning, be careful when changing the direction of the snowblower while operating it on a slope.**
- **Do not use the snowblower to remove snow from roofs.**



- **If the snow discharge chute becomes clogged, stop the engine and use a wooden stick to unclog it.**
- **NEVER put your hand into the snow discharge chute while the engine is running; serious personal injury could result.**

- **Refuel in a well-ventilated area with the engine stopped.**
- **Do not overfill the fuel tank, and make sure the filler cap is closed securely after refueling.**

- **Never run the engine in an enclosed or confined area.**
- **Exhaust contains poisonous carbon monoxide gas. Exposure can cause loss of consciousness and may lead to death.**

- **The muffler becomes very hot during operation and remains hot for a while after stopping the engine.**
- **Be careful not to touch the muffler while it is hot.**
- **Let the engine cool before storing the snowblower indoors.**

- **While operating the snowblower, hold the handle firmly and walk, don't run.**
- **Always keep equipment in good operating condition.**
- **Always keep guards and shields in place.**

THE END

Now Read the Manual!